

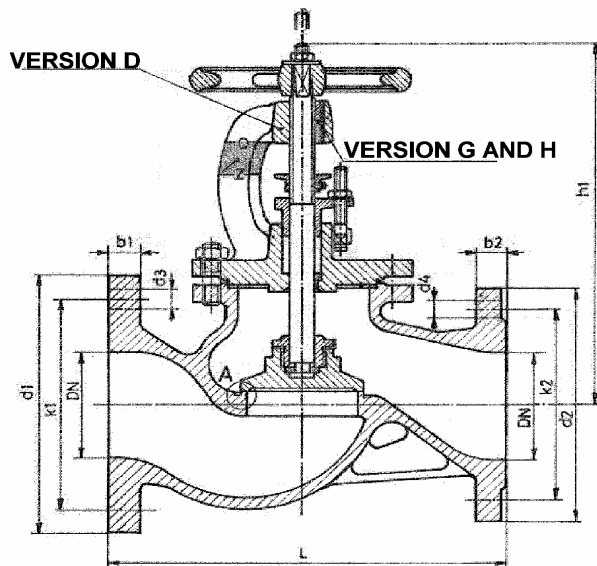
NOMINAL DIAMETAR DN	MAX. WORK PRESSURE For NP 6 (bar)	TESTING PRESSURE bar	
		BODY	CLOSING
40 – 250	6	10	6

VERSION D – body: bronze; internal parts: brass or bronze

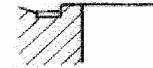
VERSION G – body: cast steel; internal parts: brass

VERSION H – body: GGG; internal parts: brass or bronze

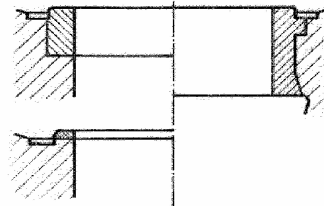
DETAIL A



VERSION D



VERSION G AND H



NOMINAL DIAMETAR DN	FLANGE NP 16						FLANGE NP 6						MAIN MEASURES		WEIGHT ~ kg		
	d ₁	b ₁ VERSION		DRILLING			d ₂	b ₂ VERSION		DRILLING			L	h ₁ ~	D	G i H	
		D	G i H	k ₁	d ₃	n.		D	G i H	k ₂	d ₄	n.					
40	150	14	16	110	18	4	130	14	14	100	14	4	200	229	9,51	9,44	
50	165	16	18	125			140			110			230		12,2	11,6	
65	185			145			160			130			290		261	16,1	15,8
80	200	18	20	160	8	8	190	16	16	150	18	8	310	294	22,7	22,1	
100	220	20		180			210			170			350		344	30,0	31,1
125	250	22		210			240			200			400		373	42,8	45,0
150	285		240	265	225	480	448	56,8	62,5								
175	315	24	22	270	20	20	295	20	20	255	8	8	550	487	73,8	80,6	
200	340			295			320			280			600		532	94,2	102
250	405	26	26	355	26	12	375	22	22	335	12	12	730	642	122	154	